



District Report Card: 2017


State: Jharkhand	District: Garhwa
Class: 5	Subject: Language
Schools: 59	Students: 946


Participation/Coverage


Students

<div>GENDER</div> <div></div>	Boys		Girls	
	Number	%	Number	%
	484	51.16	462	48.84

<div>AREA</div> <div></div>	Rural		Urban	
	Number	%	Number	%
	908	95.98	38	4.02

<div>CATEGORY</div> <div></div>	SC		ST		OBC		GEN	
	Number	%	Number	%	Number	%	Number	%
	257	27.17	139	14.69	528	55.81	22	2.33

<div>CWSN</div> <div></div>	LD	VI	HI	S&LD	ID	Oth
	3	1	1	1	0	8

<div>Management</div> <div></div>	Government		Government-aided	
	Number	%	Number	%
	946	100.00	0	0.00

Average Performance of Students in Language (%)

Overall	Gender		Area		Management		Social Group			
	Male	Female	Rural	Urban	Govt.	Aided	SC	ST	OBC	GEN
62.35	61.47	63.28	62.69	54.21	62.35	0.00	61.43	65.95	61.77	64.55

Performance on Learning Outcomes (LOs)

Learning Outcomes	Description	Average Performance(%)
L504	Reads and comprehends independently storybooks, news items/ headlines, advertisements etc.	57.80
L508	Reads text with comprehension, locates details and sequence of events	64.63

Range of Performance of Students who Answered Correctly							
Below 30%		30% - 50%		50% - 75%		Above 75%	
Number	%	Number	%	Number	%	Number	%
91	9.62	164	17.34	402	42.49	289	30.55

Lowest Performing Learning Outcomes (LOs)

- 1 - Reads and comprehends independently storybooks, news items/ headlines, advertisements etc. (57.80)
- 2 - Reads text with comprehension, locates details and sequence of events (64.63)